

# HAFI



REFRIGERATION  
TECHNOLOGY  
RCU VMY  
COMPRESSORS

## HAFI

ENGINEERING

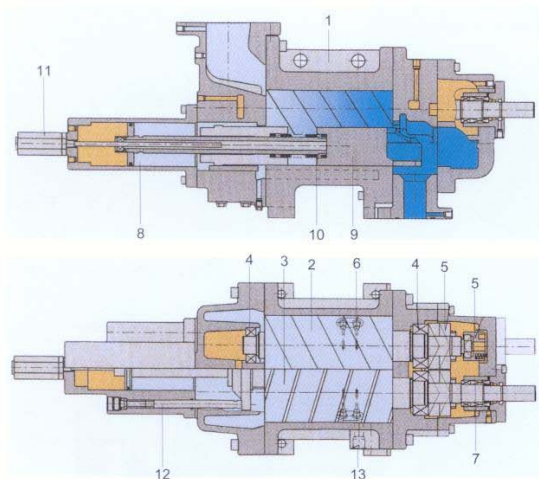
# HAFI RCU VMY COMPRESSORS

The HAFI RCU VMY screw compressors are the result of the high degree of competence and years of experience in construction of Aerzener screw compressors, which have been amongst the best industrial compressors in the world since 1943.



High demands made of environmental compatibility, profitability and quality are fulfilled by the HAFI RCU compressor units.

Controls adapted to all requirements and an infinitely adjustable, automatic output regulation from 20% to 100% enable economical operation of the HAFI RCU compressors.



1. Housing; 2. Male rotor; 3. Female rotor; 4. Radial bearings; 5. Axial bearings; 6. Oil injection; 7. Mechanical seal; 8. Hydraulic thrust, capacity regulator; 9. Slide valve; 10. Spring; 11. Transsonar transmitter; 12. VI adjustment; 13. ECO

Typical applications for HAFI RCU are:

- Petrochemical industry
- Foodstuffs industry
- Cold stores
- Freezer units
- Drinks industry
- Dairies
- Abattoirs
- Navy
- Air-conditioning
- Mining
- Process cooling
- Heat pumps
- Concrete cooling

## TÜV CERT ZERTIFIKAT

Die Zertifizierungserklärung des TÜV Rheinland Energie & Umwelt ist ein freiwilliges Angebot der TÜV CERT-Unternehmen, die den Unternehmen HAFI Industries für den Güterverkehr, den Güterverkehr und den Luftverkehr, Luft, gas, Wasser, Wasser und umgebende Luft, ein Qualitätsmanagementssystem eingeführt hat und anerkannt. Durch ein Audit, Bericht Nr. 8296 wurde die Beachtung bestätigt, das die Firmengruppe die EN ISO 9001:1994 erfüllt. Dieses Zertifikat ist gültig bis 14. Dezember 2003. Zertifikat-Registrier-Nr. 75 100 8395



The use of modern refrigerants as well as ammoniac, propane and the 13 sizes on offer with a conveying volume of 233 m<sup>3</sup>/h to 9935 m<sup>3</sup>/h thus provide the ideal solution for any application.


# HAFI RCU VMY

The HAFI RCU VMY units are state-of-the-art. The new rotor profile and the bearings of the units have been consistently designed for a long service life (up to 50,000 hours). This reduces the maintenance intervals and the operating costs.

- Units with a simple design, equipped with
  - heavy-duty oil separators for low residual oil contents in the refrigeration circulation
  - oil coolers, optionally refrigerant-cooler or water-cooled.

Components of control and measurement technique from renowned suppliers guarantee unproblematic world-wide use of our units.

A HAFI ECO system enables an increase in output of up to 25% without a considerably larger requirement of energy.



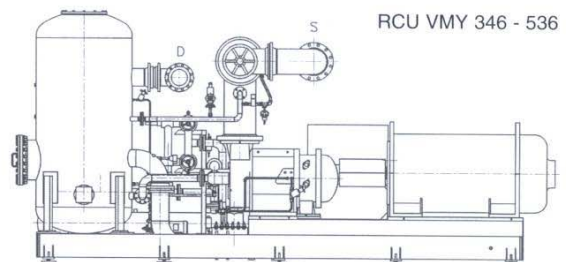
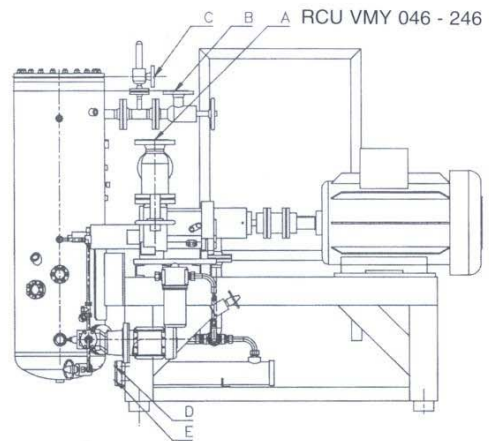
Quiet running and simple positioning due to the low mass forces of the rotating and dynamically balanced rotors are outstanding features of the HAFI RCU VMY units.

On the basis of our experience in chemistry and petrochemistry, we supply explosion-proof units with motors in the low and high voltage area with all the necessary certificates and corresponding documentation.

| Model     | Refrigeration capacity kW |                    |                   |                     |                     |                    |
|-----------|---------------------------|--------------------|-------------------|---------------------|---------------------|--------------------|
|           | R717<br>-10/+35 °C        | R717<br>-40/-10 °C | R22<br>-10/+35 °C | R134a<br>-10/+35 °C | R404a<br>-10/+35 °C | R290<br>-10/+35 °C |
| VMY 046 H | 147                       | 44                 | 141               | 83                  | 136                 | 116                |
| VMY 046 N | 223                       | 67                 | 215               | 127                 | 206                 | 177                |
| VMY 146 H | 295                       | 89                 | 285               | 168                 | 273                 | 235                |
| VMY 146 N | 449                       | 135                | 433               | 256                 | 414                 | 357                |
| VMY 246 H | 604                       | 181                | 584               | 346                 | 560                 | 482                |
| VMY 246 N | 917                       | 275                | 885               | 525                 | 847                 | 730                |
| VMY 346 H | 1206                      | 361                | 1161              | 689                 | 1112                | 985                |
| VMY 346 N | 1841                      | 553                | 1775              | 1054                | 1699                | 1465               |
| VMY 436 M | 2420                      | 722                | 2319              | 1383                | 2221                | 3914               |
| VMY 436 B |                           | 889                |                   | 1736                |                     |                    |
| VMY 536 H | 3934                      | 1175               | 3764              | 2244                | 3603                | 3109               |
| VMY 536 M | 5155                      | 1536               | 4937              | 2943                | 4725                | 4077               |
| VMY 536 B |                           | 1675               |                   | 3551                |                     |                    |


| Model   | Pressure difference | Suction volume flow | Dimensions     | Oil quantity |
|---------|---------------------|---------------------|----------------|--------------|
| RCU     | bar                 | m³/h                | LxWxH mm       | l            |
| VMY 046 | N/H                 | 233 / 355           | 2350x1160x1800 | 80           |
| VMY 146 | N/H                 | 444 / 678           | 2480x1160x1900 | 120          |
| VMY 246 | N/H                 | 911 / 1378          | 2560x1260x1900 | 150          |
| VMY 346 | N/H                 | 1809 / 2708         | 4950x1820x2250 | 200          |
| VMY 436 | H/M                 | 2705 / 3555         | 4950x2150x3200 | 450          |
| VMY 536 | H/M/B               | 5710 / 7460 / 9935  | 6750x2450x3200 | 800          |

Tolerances for capacity data ± 5%



# HAFI

ENGINEERING



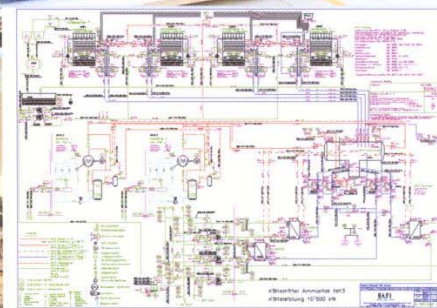


**TÜV CERT**  
**ZERTIFIKAT**  
 Die Zertifizierungsstelle  
 des TÜV Rheinland Europa Kit,  
 beschienigt gemäß  
 TÜV CERT-Verfahren, daß das Unternehmen  
**HAFI Industries**

für den Geltungsbereich  
 Entwicklung und Herstellung von Druckleitgeräten,  
 Schaltarmaturen, Luft-, gas-, Kälte- und  
 umwelttechnischen Anlagen  
 ein Qualitätsmanagementsystem eingeführt hat  
 und anwendet.  
 Durch ein Audit, Bericht-Nr. 8395  
 wurde der Nachweis erbracht, daß die Forderungen der  
 EN ISO 9001:1994  
 erfüllt sind. Dieses Zertifikat ist gültig bis 14. Dezember 2003  
 Zertifikat-Registrier-Nr. TS 100 8395

Konzept, vom 03.04.2001



TÜV CERT Zertifizierungsstelle  
 am TÜV Rheinland Center 88



# HAFI

ENGINEERING

Mühletorplatz 4-6, A-6800 Feldkirch, Austria  
 Tel. 0043(0) 5522 779240 Fax 0043(0) 5522 74938  
 www.hafi.cc / e-mail: sales@hafi.cc

Specification subject to change without notice.

© Siemens AG 2001, all rights reserved

KT-01/02 RCU EN